



Tom Javarinis
LEADERSHIP FUNDAMENTALS (ORGL3301 41232E)

BC Survey - Results 2023 Fall II (8 week II), LEADERSHIP FUNDAMENTALS

Dear Instructor,

Below are the 2023 Fall II (8 week II) survey results for "LEADERSHIP FUNDAMENTALS (ORGL3301 41232E)".

The overall indicator is listed first.

The second part of the analysis lists the average values of all individual questions.

Comments are listed at the report's end.

If you have any further questions, please reach out to a member of PIER.

Best regards,

Robert Wood
Assistant Research Analyst
Brazosport College
500 College Drive
Lake Jackson, TX 77566
(979)-230-3189
robert.wood@brazosport.edu

Tom Javarinis
2023 Fall II (8 week II)
LEADERSHIP FUNDAMENTALS (ORGL3301 41232E)
No. of responses = 1

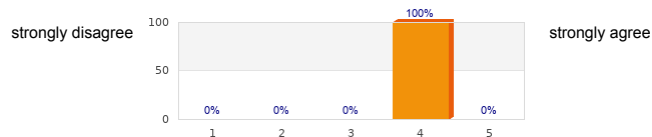


Survey Results

3. Level of Agreeance:

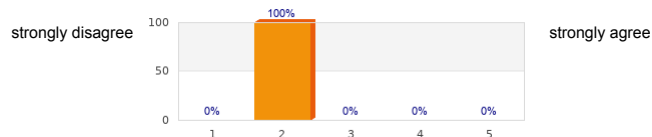
3.1) Instructions for course activities and assignments were clear.	strongly disagree	<p>Bar chart showing 100% of responses at level 3 (strongly disagree). The x-axis represents levels 1 to 5, and the y-axis represents percentage from 0 to 100.</p>	strongly agree	n=1 av.=3 md=3 dev.=0
3.2) The workload in this course was well distributed throughout the term.	strongly disagree	<p>Bar chart showing 100% of responses at level 4 (strongly agree). The x-axis represents levels 1 to 5, and the y-axis represents percentage from 0 to 100.</p>	strongly agree	n=1 av.=4 md=4 dev.=0
3.3) The course was delivered as outlined in the syllabus.	strongly disagree	<p>Bar chart showing 100% of responses at level 4 (strongly agree). The x-axis represents levels 1 to 5, and the y-axis represents percentage from 0 to 100.</p>	strongly agree	n=1 av.=4 md=4 dev.=0
3.4) Assessments/exams were based on material covered in assignments, readings, lectures, videos, group activities, etc.	strongly disagree	<p>Bar chart showing 100% of responses at level 4 (strongly agree). The x-axis represents levels 1 to 5, and the y-axis represents percentage from 0 to 100.</p>	strongly agree	n=1 av.=4 md=4 dev.=0
3.5) The instructor made learning relevant to my field of study, career, or degree.	strongly disagree	<p>Bar chart showing 100% of responses at level 4 (strongly agree). The x-axis represents levels 1 to 5, and the y-axis represents percentage from 0 to 100.</p>	strongly agree	n=1 av.=4 md=4 dev.=0
3.6) The instructor used a variety of instructional methods (examples: group discussions, student presentations, student activities, lab activities, online discussions, video assignments, case studies, etc.)	strongly disagree	<p>Bar chart showing 100% of responses at level 4 (strongly agree). The x-axis represents levels 1 to 5, and the y-axis represents percentage from 0 to 100.</p>	strongly agree	n=1 av.=4 md=4 dev.=0
3.7) The instructor provided timely feedback on my assignments.	strongly disagree	<p>Bar chart showing 100% of responses at level 3 (strongly disagree). The x-axis represents levels 1 to 5, and the y-axis represents percentage from 0 to 100.</p>	strongly agree	n=1 av.=3 md=3 dev.=0
3.8) The instructor exhibited professional behavior, treated students respectfully, and used appropriate language during class.	strongly disagree	<p>Bar chart showing 100% of responses at level 4 (strongly agree). The x-axis represents levels 1 to 5, and the y-axis represents percentage from 0 to 100.</p>	strongly agree	n=1 av.=4 md=4 dev.=0

3.9) The instructor provided grades within the stated timeframe.



n=1
av.=4
md=4
dev.=0

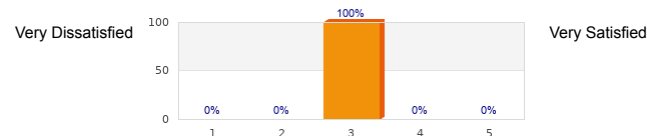
3.10) The instructor was accessible to answer questions and explain material outside of class according to office hours.



n=1
av.=2
md=2
dev.=0

4. Overall Satisfaction With This Course:

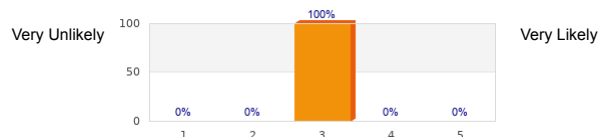
4.1) Please rate your overall satisfaction with the learning experience in this course.



n=1
av.=3
md=3
dev.=0

5. Course Recommendation:


5.1) How likely are you to recommend this course with this instructor to a friend?



n=1
av.=3
md=3
dev.=0

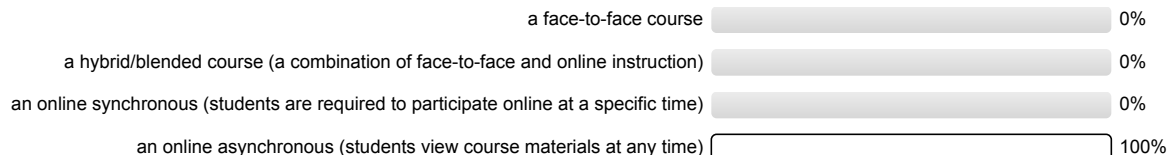
7. Student Demographics:

7.1) How many credits have you completed toward your degree or certificate?




n=1

7.2) This course is instructed as:




n=1

7.3) This term I am currently enrolled in:



n=1

7.4) My current major is:



7.5) I am currently a high school student taking college courses.



Comments Report

6. Open Response:

6.1) What are the strengths of this course?

- jThe course requires of work but its spread out in a timely manner that works well for me even though I do not work every day.

6.2) What changes would you recommend that would improve this course?

- I think that the professor should be more helpful in trying to figure out the simulation. He started out really helpful in the beginning but after a while he stopped responding to my emails.

6.3) Any further, constructive comments?

- Our group had to work off on one person's simulation because most of the time others in our group were locked out of the simulation when it was time for us to have a meeting. Then at the end it put everyone else in a totally different group that we could do nothing at all. Therefore, we didn't get to work on our simulation during the entire course and I feel that we paid for something that we could not use at all. The group could have all gave money toward one simulation.